
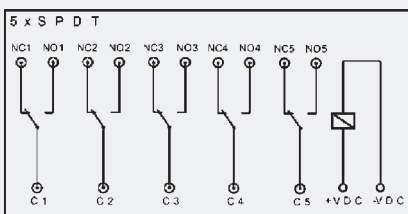
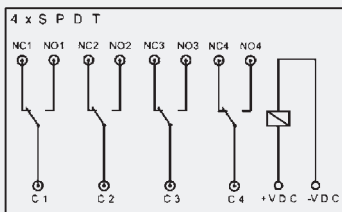
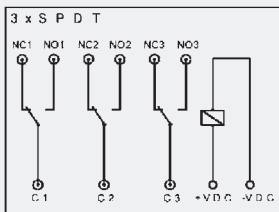
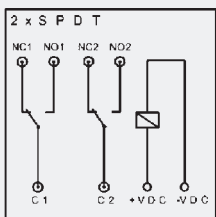


Series MVR and T-MVR

- DC to 100 MHz
- For simultaneously switching of several independent signals.
- For switching signals between computers and high resolution colour monitors.
- Two until five SPDTs in one unit with only one control line connector.
- Especially applicable for switching of RGB-, RGBY- and Sync.-signals.
- Impedance 50 Ω or 75 Ω
- BNC connectors (others on request)
- Aluminium enclosures (RF shielded)
- Special types on request



Configurations

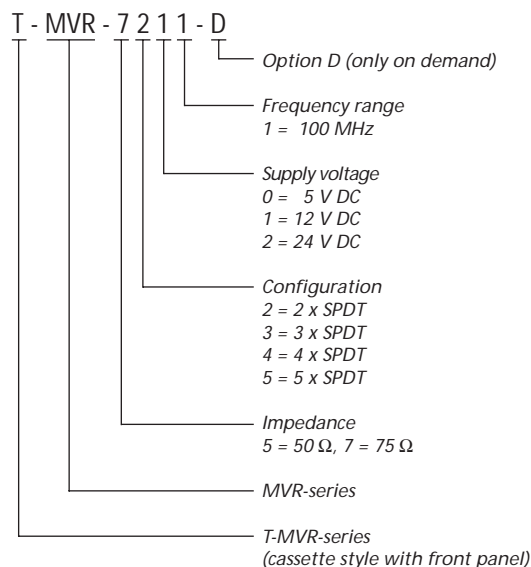


Technical data (guaranteed values at +25 °C)

Series	MVR	T-MVR
Frequency range	DC to 100 MHz	DC to 100 MHz
Impedance	50 Ω or 75 Ω	50 Ω or 75 Ω
Cross talk	70 dB	70 dB
Insertion loss	0,30 dB	0,30 dB
VSWR	1,2 : 1	1,5 : 1
Maximum RF-power*	10 W CW	10 W CW
Switching time	15 ms	15 ms
Life cycles	10 ⁶ cycles	10 ⁶ cycles
Configuration / style	2 x SPDT = A4, 4 x SPDT = A8 3 x SPDT = A6, 5 x SPDT = A10	2 x SPDT = A2 3 x SPDT = A3
Option D	The control lines are connected with a 9-pole-SUB-D connector instead of DC-feedthrough filters.	

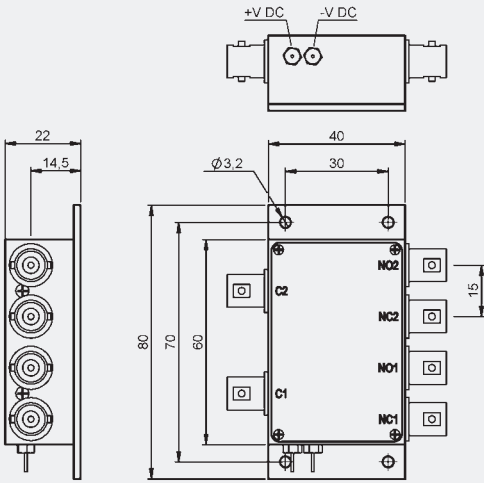
*cold switching

Model designation

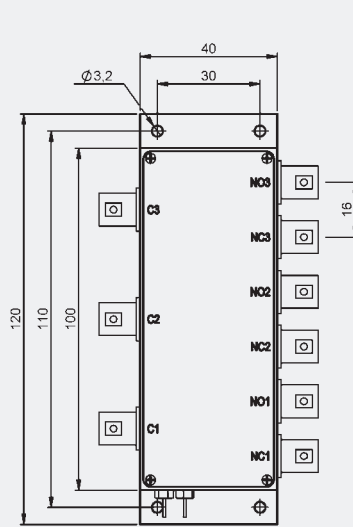


Enclosure dimensions, series MVR and T-MVR

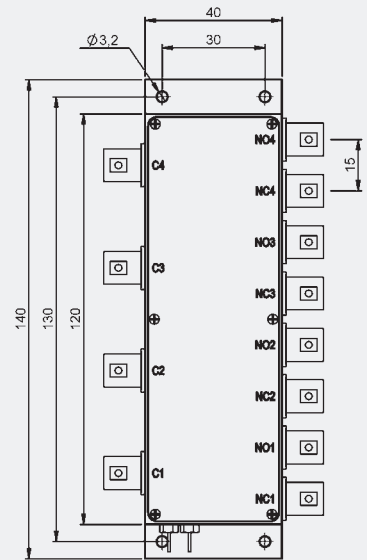
Style A4



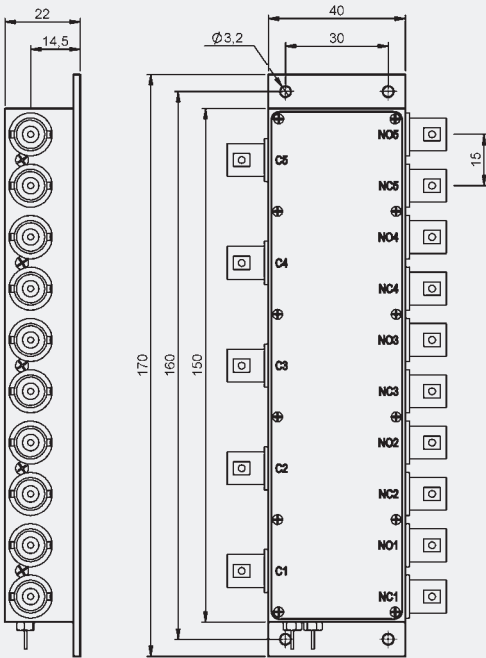
Style A6



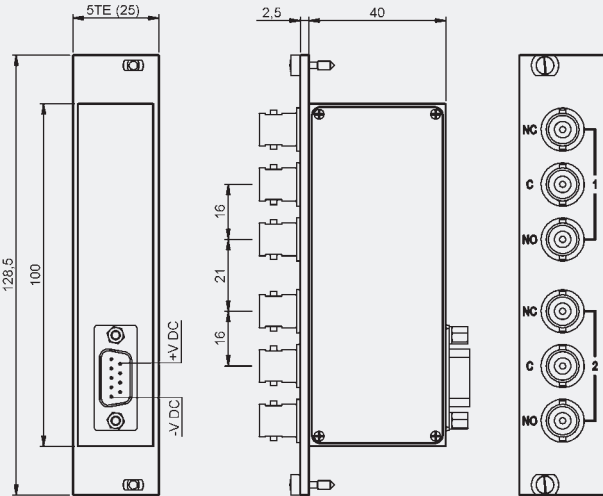
Style A8



Style A10



Style T2



Option D

